



U I T Capture
Interfaces

Key aspects

The uIT Capture tools will help
you to ...



... save of your time for better purposes



Indeed, we focused in priority on how to reduce as much as possible the time spent on the reports generation. Please read the following pages to learn more about all the practical aspects we implemented or took into consideration to achieve this goal

Table of contents

- p. 3 Table of contents
- p. 4 U IT took care of ...
- p. 5 1 - The use of Excel
- p. 6 How to organize
- p. 7 Add visibility
- p. 8 Copy / Paste
- p. 9 2 - Extra controls
- p. 10 3 - Unique functions / options
- p. 11 4 - Something missing ?
- p. 12 5 - About the license model
- p. 13 6 - And the support
- p. 14 7 - Some numbers
- p. 15 8 - Overview and demo
- p. 16 9 - Contact

U IT took care to ...

- ▣ Provide professional and complete tools
- ▣ Propose efficient, intuitive and user friendly interfaces
- ▣ Add the maximum possible of extra controls, capture rules and "quality filters"
- ▣ Allow fast and easy filling with copy/paste
- ▣ Add a contextual help
- ▣ Allow easy duplication of the tools for the fiduciaries or the great groups with many accounts
- ▣ Implement unique functions and options
- ▣ Avoid complex installation procedures and the need of user right/access management
- ▣ Allow more flexibility by creating independent tools to separate the capture task operation from the sending one

1.

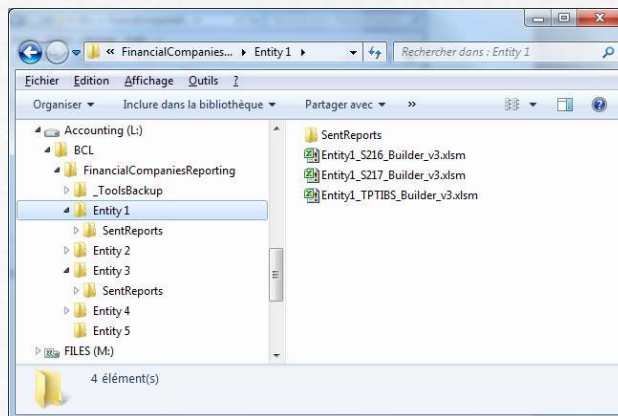
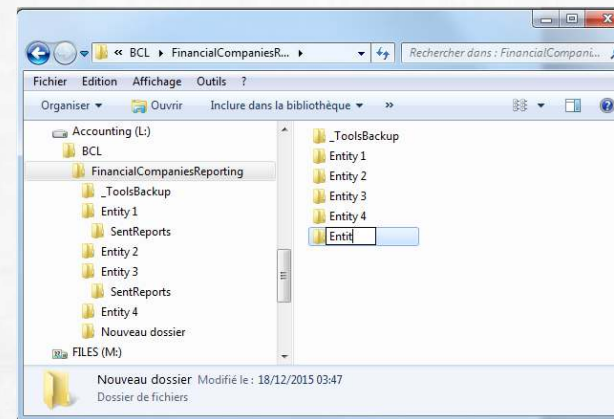
The use of Excel

Our tools benefit of the advantages of Excel :

- ✓ Who don't use or know it? users usually like this application
- ✓ Copy then paste : your report is filled
- ✓ If you report for many entities, make a copy of the tools for each ones then open and edit the dedicated copies for each specific entity from month to month
- ✓ You can also save a copy of the macros from month to month if you need to keep a backup of the filled table
- ✓ You can rename the macros filename to include , for instance, the reported company name

How to organize ?

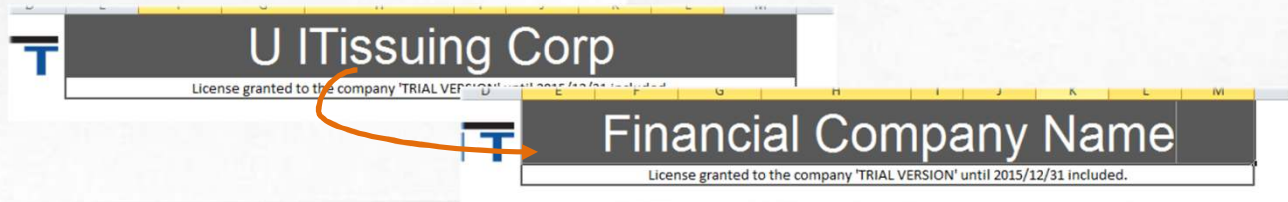
Create as many directories than entities you report for
(do not forget the backup directory)



Make a copy of the tools in each directories for each entities
Rename the macro to include entity's name
You can also create a sub-directory to keep an history of sent reports

Add visibility

You can edit the big top cell at the top of each tools and write the reported company's name



... or you can use the dedicated "Entities list" function we added early 2020 which automates the process

These options can be helpful if you manage multiple entities

Copy / Paste

If your IT department can extract all the numbers in a simple text file or even an excel one, you can fill one full report with a simple copy / paste operation (*)

The diagram illustrates the process of copying data from a text file into a report. On the left, a Notepad window displays a list of asset items with columns for Item, Country, Currency, Sector, Init/Resi Maturity, and Reported Amount. An arrow points from this window to a 'CTRL + C' button. Another arrow points from the button to an 'ASSETS' report table on the right, which contains the same data as the Notepad window.

Item	Country	Currency	Sector	Init/Resi Maturity	Reported Amount
1-001000	US	AFN	12100	I000-01A	75464,01
1-000000	XX	XXX	90000	I999-999	109019,03
1-001100	AO	AED	22200	I01A-02A	23654,02
1-002000	AU	ARS	12100	I01A-02A	5000
1-002000	AI	AMD	22110	I02A-05A	897
1-R02100	AG	AMD	12200	R01A-02A	2000
1-R02100	AI	ANG	22110	R02A-05A	2000
1-R02000	AM	AUD	22120	R02A-05A	5897
1-R01000	AO	AUD	22200	R01A-02A	75468,01
1-R01100	AM	AWG	42900	R05A-999	23654,02
1-001000	AF	AFN	12200	I000-01A	4

This can be useful and time saving if you report for many entities.

* For the TPT-Type reports tools, we implemented a dedicated "Paste" button

2.

Extra controls

We implemented all the controls and verification as required by the regulator(s), but we also added :

- ✓ Additional financial rules and inter-fields dependencies
- ✓ Supplementary capture masks and rules for many specific fields
- ✓ Dynamic and contextual fields and list box
- ✓ Auto-sum amounts for direct verifications
- ✓ Quality filters rules (non blocking) with user's warning
- ✓ Verification of duplicate rows



More controls at the capture step will prevent to send bad or incomplete reports to the regulator and then avoid time-consuming dialogue with them, corrections, re-generation and re-sending

3.

Unique functions/options

The tools also benefit of the following :


- ✓ Cross-check function to verify the monthly TPT numbers with the quarterly report
- ✓ Allow 2 capture methods for TPT-type reports
- ✓ List function for fiduciaries, to manage many entities(*)
- ✓ For large screen, all the table can be displayed (TPT-Type)
- ✓ Can specify a default target directory to generate the reports
- ✓ Option to activate an extra backup directory of the reports(*)
- ✓ Remove from 1 to X rows in 2 click
- ✓ Function to rapidly duplicate a row (TPT-type)
- ✓ Auto change the date to the next report
- ✓ Change language from English to French in one click

(*) since 2020

4.

Something missing ?

You have an idea ?
You miss one function ?



Contact and explain us

We are open to add
any improvement to
~~our~~ your tools

@ : dev@uit.lu

5.

About the license model

We verify with you, once a year, in January, the list of entities you report for. Based on this list we send you an invoice for the full year, and later on, a copy of the tools, under your license name, for the concerned year

If you have to report for new entities during the on-going year :

- Before mid year : we'll charge any addition in a delta invoice in July
- After mid year : we offer the license for the rest of the year

If you have past years reports to generate, then contact us. General rule is 50% of the license cost per years of delay.

6.

And the support ?

Click  in any tool to display our contact details



All documentations can be downloaded from our website in the following section :

<http://www.uit.lu/pr GUI en.php>

UIT maintains a close contact with the regulators and rapidly apply any change in the format or any new rule that may impact the capture process

7.

Some numbers

1500+

Luxembourg companies reported so far using U IT capture tools (end 2023)

120+

Controls, verifications, rules and quality filters in the TPT-like tools

1+

Official update(s) per year (new version) released since 2014

!

Problems reported by our customers we were unable to find a solution

8.

Overview and demo

Consult our
documents

Ask us for an
online demo

Browse in the following section :
<http://www.uit.lu/pr GUI en.php>
to download the "Overview" PDF
we created for each tools

By means of a remote support
software, we can make you a
presentation of the tools directly
on your screen, or even on the
large screen of your meeting room

9.

Contact

U IT Sàrl - www.uit.lu



Address

U IT Sàrl
3, Rue de Luxembourg
L-8440 STEINFORT

Contact

- +352.26.10.86.86
- support@uit.lu
- www.uit.lu